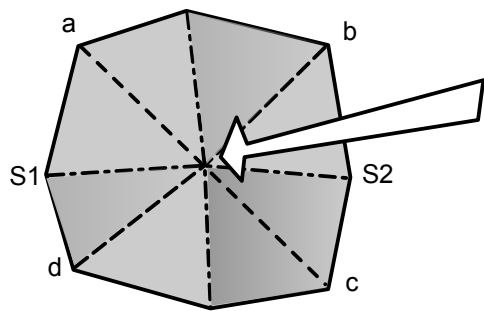
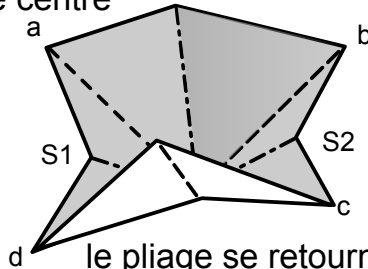


Base de la bombe à eau *Waterbomb base*



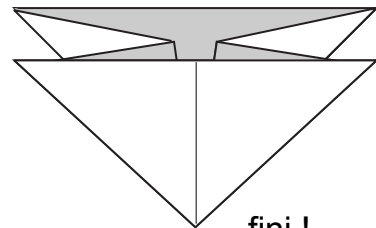
1 - partez de l'étape 5 de la base préliminaire

2 - le pliage posé sur votre main ouverte, appuyez sur le centre



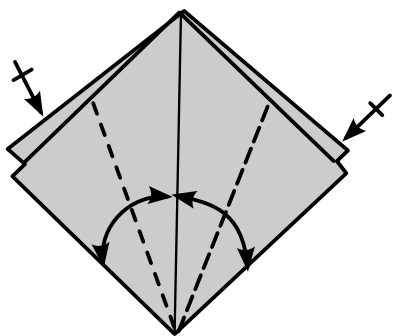
le pliage se retourne comme un parapluie !

3 - terminez de la même manière que pour la base préliminaire

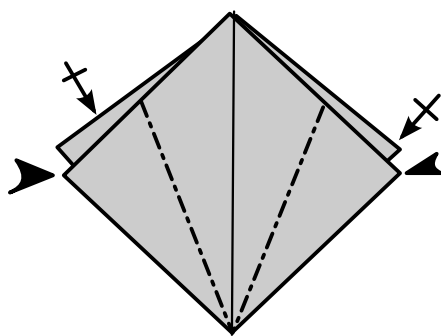


fini !

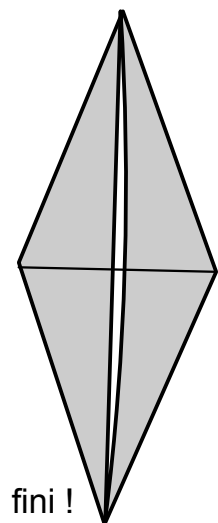
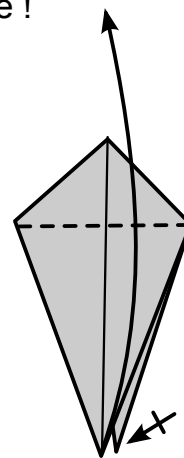
Base de l'oiseau *Bird base*



1 - partez d'une base préliminaire pointe fermée vers le haut

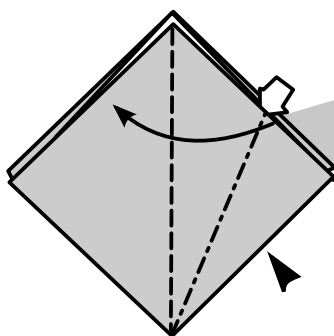


2
note : les flèches signifient répéter une fois

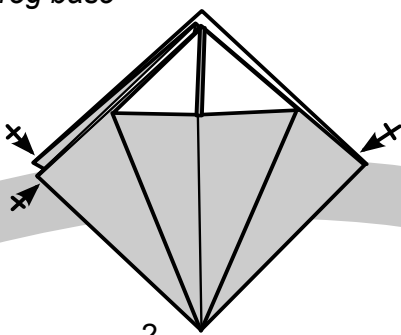


fini !

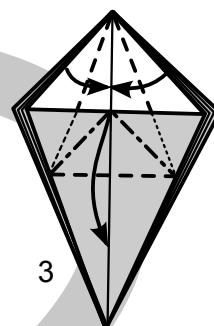
Base de la grenouille *Frog base*



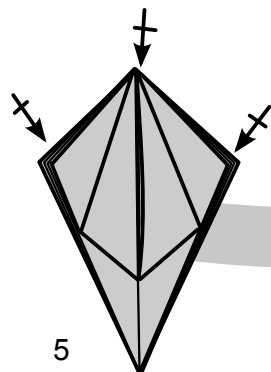
1 - partez d'une base préliminaire pointe fermée en bas



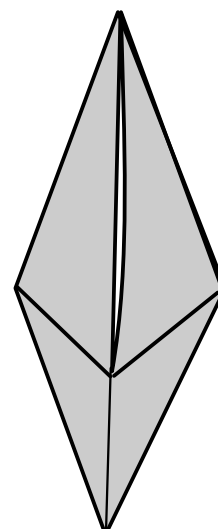
2



3



4 - en cours



fini !