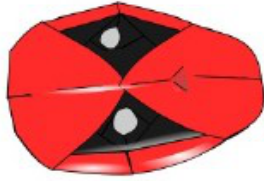
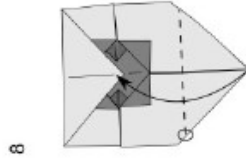
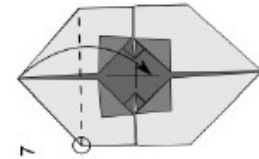
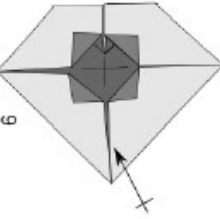
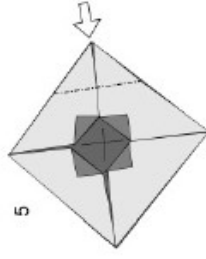
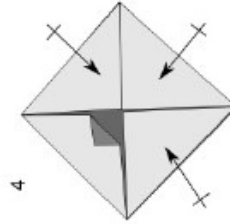
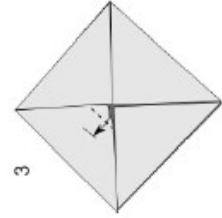
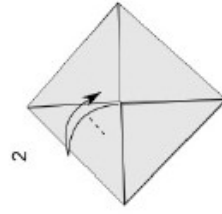
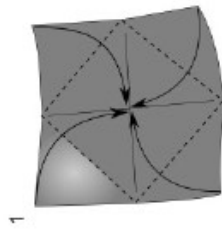


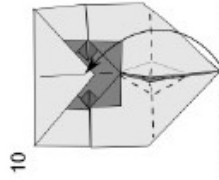
DEADPOOL MASK



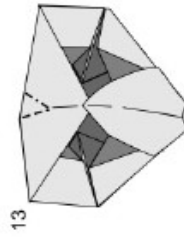
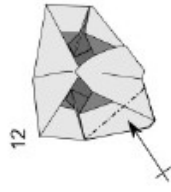
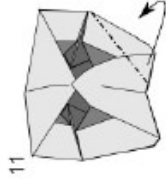
Creation/diagram: Sébastien Limet
 Date: February 2016
 Level: intermediate
 time to fold it: 15 min
 size: 25cm
 paper: bicolor paper



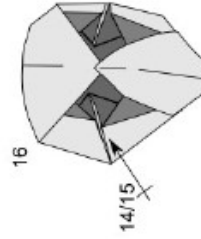
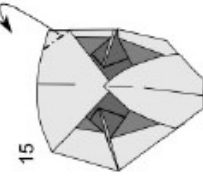
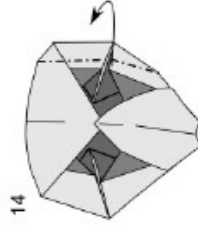
fold and unfold a crimp
 unfold to step 8



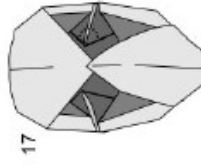
refold locking crimp fold



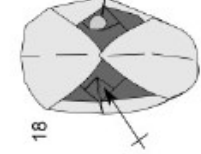
locking crimp like in steps
 9/10



14/15

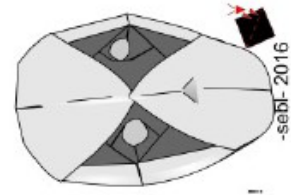


open the eye



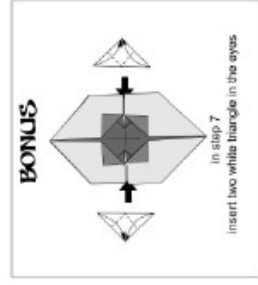
repeat on the other
 side

19



Finish !

-sebl- 2016



BONUS

in step 7
 insert two white triangle in the eyes